


# Summit 2200i

Automatic, High-Precision Rework System



## Largest Installed Base • Excellent Thermal Performance • Process Flexibility Ease of Operation • Global Support • Industry Leading Reliability

**Dual Heads** – Dual Rework and Scavenger heads provide the capability to perform complete rework in a single thermal cycle.

**Fully Programmable** Full user control of all programmable features. Key features include:

- Motorized top heater travel
- Motorized component pick-up tube
- Zero force component removal
- Component height sensing
- Component alignment view height
- Component pick from nest
- Positioning of shuttle, part nest, and vision optics

**Multi-Sequence Run** – Ability to perform removal, scavenge, replace, and reflow on multiple components in a single cycle without any operator intervention.

**Comprehensive Tooling** – Wide range of tooling available to meet your current and future rework needs.

**Efficient Convection Heating** – Closed-loop temperature control ensures a more even heat distribution as compared to IR heating.

- Boost flow increases heating capacity at lower temperatures
- Industry-leading speed, control, repeatability


**Auto Profiling Capability** – Fast and easy profile creation. Simply enter the desired product temperatures. After thermal profile is created, the entire reflow process is built automatically and ready to run.

**Non-Contact Site Scavenging** – Dynamic height sensing control of distance between the scavenger tip and PCB (scavenger gap).

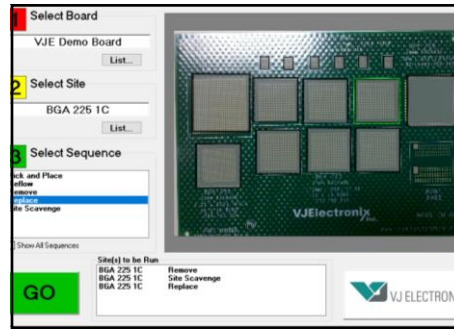
- Minimized risk of damaged pads

**Industry 4.0 Compliant** – Automated data/event logging directly to your EMS.


- Enhanced profile sharing and user collaboration




SOLDER SCAVENGER WITH DYNAMIC HEIGHT SENSING




1-2-3-GO SIERRAMATE™ GRAPHICAL USER INTERFACE




SOLDER PASTE PRINT STATION



DUAL CONVECTION BOTTOM HEATERS



01005 REWORK



OPTICAL ALIGNMENT SYSTEM

### Technical Specifications

Placement Capability	0.0005" (12μ) mean + 3σ	
Top Heater	1.6kW Focused Convection 2.2kW Boost Heat Mode	
Bottom Heater	4.0kW Convection Plenum	7.8kW NextGen Plenum (option)
Z-Axis Motion	Independent & Programmable Z-Height Pickup Tube Independent & Programmable Z-Height Top Heater	
Theta Motion	Programmable Motorized Theta - 360°	
Field of View	2.5" (65mm) Square	3.2" (80mm) Square (option)
Max Board Size	18x22" (455x560mm)	22x30" (560x760mm) (option)
Component Range	0.005" (0.12mm) to 8" (200mm) Connectors	
Temperature Control	K-Type Thermocouple (Closed-Loop)	
Thermocouple Jacks	6	14 (option)
Compliance	CE, CAN/CSA, UL 61010-1	
Special Features	Automatic Component & Vision Shuttle Programmable Placement Force Control Automatic Component Height Sensing & Alignment Height	

## Why choose VJ Electronix

In a highly competitive SMT manufacturing market, quality and productivity are critical. VJ Electronix develops and manufactures all their products with this in mind. For decades, we have secured leading positions in a variety of markets through technological firsts and a variety of innovative customer-specific solutions.

VJ Electronix is the leader in PCB rework, x-ray inspection and x-ray counting systems. VJ Electronix's equipment help improve manufacturing costs and product quality.

VJ Electronix, Inc.  
19 Alpha Road  
Chelmsford, MA, 01824  
USA

Phone: +1 978 486 4777  
[www.vjelectronix.com](http://www.vjelectronix.com)

VJ Offices:  
Bohemia NY  
East Haven CT  
Suzhou, China

Hartzviller, France  
Bengaluru, India  
Budapest, Hungary