




SCS G3 SPIN COATER SERIES



SCS

SCS G3 SPIN COATER SERIES

The SCS G3 Spin Coater series sets the standard in operating precision and programming flexibility, with a high level of rotation accuracy and repeatability along with precise acceleration and deceleration control. The G3 series accurately applies liquid coating materials – such as photoresists, polyimides, metallo-organics, dopants and silica films – on planar substrates. Fully programmable, G3 Spin Coaters store and execute up to 30 programs with 20 steps each, which are easily entered on the front-panel LCD display and keypad.

PROGRAM SPECIFICATIONS AND PROFILE

Figure 1 shows a representative example of a coating cycle that is easily and quickly programmed, saved and executed. Each step of the cycle can be defined in the range of 0 to 9,999 RPM (4,000 RPM max for the 15-inch model), with ramp times from 0.1 to 25.5 seconds. A single step may have a dwell time of up to 999 seconds, and coating cycles are interruptible by the operator at any time. Ramp-up time is dependent on the chuck size and substrate weight.

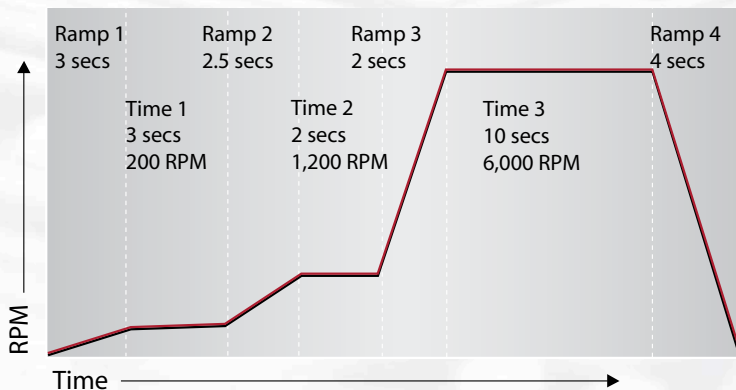
G3 SERIES PERFORMANCE

Characteristic	Range	Tolerance
Rotational Speed	0 to 9,999 RPM ¹ in 1 RPM increments	± 1 to 3 RPM full scale
Acceleration/ Deceleration Time ²	0.1 to 25.5 seconds in 0.1 second increments	± 0.05 seconds
Dwell Time	0 to 999 seconds in 1 second increments	± 0.05 seconds
Dispense Time (Optional feature)	0 to 25.5 seconds in 0.1 second increments	± 0.05 seconds
Acceleration/ Deceleration Linearity		± 0.1 percent

¹4,000 RPM maximum for the 15-inch bowl unit.

²Size and weight of substrate will affect acceleration values.

FIGURE 1: Representative Coating Cycle



G3 SERIES CONTROL PANEL FEATURES

- Recipe Number
- Speed
- Remaining Process Time
- Message Line
- Arrow Control (Right, Left, Up, Down)
- Start and Stop Buttons

G3 CONFIGURATIONS

In addition to the base unit, SCS is pleased to offer configurations to meet manufacturing needs:

- ETL and CE compliant
- Glove box compatible

OPTIONAL SOFTWARE

SCS's updated optional PC interface software is Windows® compatible and allows external programming, profile storage, diagnostics, vacuum on/off, slow speed used for centering and programmable park position. The G3 Spin Coater can be controlled remotely with optional Bluetooth® wireless communication.



G3 Spin Coater



SCS MULTI-DISPENSE

An SCS G3 Spin Coater coupled with the SCS Multi-Dispense, enables research and development laboratories to easily and efficiently develop and refine coating applications for a variety of uses. The SCS Multi-Dispense enables users to dispense liquid materials to an SCS spin coater from up to four different dispense modules (three with the use of N₂). Materials can include coatings, solvents and cleaning solutions in addition to N₂ for blow-off or drying. The Multi-Dispense eliminates the need for time-consuming cleaning and change-over, while providing the accurate and controlled coatings you have come to expect from SCS.

SCS MULTI-DISPENSE SPECIFICATIONS

Control Unit

- Powered and operated by spin coater
- Controls up to four dispense modules
- Nitrogen Supply: 30 psi/2.1 bar, >1 cfm/0.472 L/s
- Weight: 5 lb/2.3 kg

Stainless Steel Dispense Module

- 1 qt (0.95 L) stainless steel
- Pneumatically-controlled material valve
- Maximum pressure: 15 psi/1.034 bar
- Various needle sizes available
- Luer lock needle port

HDPE Dispense Module


- 2.1 qt (2 L) HDPE
- Pneumatically-controlled material valve
- Maximum pressure: 5 psi/0.344 bar
- Various needle sizes available
- Luer lock needle port



Multi-Dispense

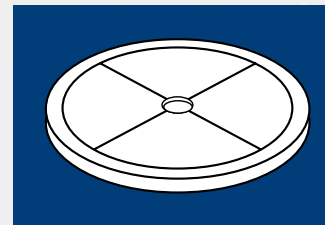
VACUUM CHUCKS

Stainless steel and hard anodized aluminum accessory chucks are available for a variety of substrate types and dimensions. Chuck components are machined to close tolerances for flatness and rigidity and feature a cross pattern to distribute the vacuum across mounting surfaces. A chuck's active surface must be entirely encompassed by the substrate. Fragile substrates should be supported across the entire surface.



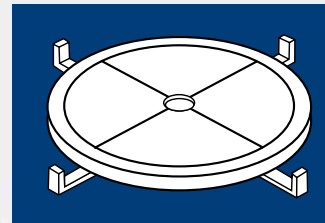
Type CS: Flat Surface Cross and Scroll

Used to hold a thin, planar substrate such as silicon, glass or germanium. Evenly distributes vacuum force on the substrate.



Type H: O-Ring Vacuum-Holding

Used to hold relative heavy substrates, such as glass, quartz, ceramic and metal. Includes O-ring vacuum seal.



Type L: O-Ring Vacuum-Holding with Mechanical Locating Fingers

Designed for heavy, large or asymmetrical substrates. Guide fingers assist in positioning and holding substrates. Includes an O-ring vacuum seal.

* Delrin® chucks are available per special order. Delrin is a registered trademark of E.I. du Pont de Nemours and Company.

G3 SERIES SPECIFICATIONS

Program Storage	Up to 30 programs, 20 steps each						
Bowl Diameter	8, 12 and 15 in / 20.3, 30.5 and 38.1 cm						
Power Input	115/230 VAC, 50/60 Hz, 1Ø						
Vacuum Input	Minimum 17 in Hg / 430 mm Hg (~ -8.3 psig) Maximum 25 in Hg / 635 mm Hg (~ -12.3 psig) O.D. fitting: 0.25 in / 0.635 cm						
Purge Input	0.55 CFM at 5 psi / 14.15 CLM at 0.35 kg/cm ² clean/dry air or nitrogen						
Dimensions (W x D x H)	<table> <tr> <td>8 in</td> <td>12 x 16.5 x 11.7 in / 30.5 x 41.9 x 29.7 cm</td> </tr> <tr> <td>12 in</td> <td>16 x 20.75 x 11.7 in / 40.6 x 52.7 x 29.7 cm</td> </tr> <tr> <td>15 in</td> <td>19 x 23.3 x 11.7 in / 48.3 x 59.2 x 29.7 cm</td> </tr> </table>	8 in	12 x 16.5 x 11.7 in / 30.5 x 41.9 x 29.7 cm	12 in	16 x 20.75 x 11.7 in / 40.6 x 52.7 x 29.7 cm	15 in	19 x 23.3 x 11.7 in / 48.3 x 59.2 x 29.7 cm
8 in	12 x 16.5 x 11.7 in / 30.5 x 41.9 x 29.7 cm						
12 in	16 x 20.75 x 11.7 in / 40.6 x 52.7 x 29.7 cm						
15 in	19 x 23.3 x 11.7 in / 48.3 x 59.2 x 29.7 cm						
Optional Features	<ul style="list-style-type: none"> • PC interface software • Bluetooth® wireless communication • Foot pedal • Fume exhaust adapter • Manual dispense • Automated dispense (SCS Multi-Dispense) • Stainless steel dispense module with 50 psi maximum pressure (SCS Multi-Dispense) 						

INNOVATIVE SOLUTIONS FOR ADVANCED TECHNOLOGIES.

With 50 years of experience and locations around the world, Specialty Coating Systems is the global leader in Parylene and liquid conformal coatings and technologies. This extensive coating and application experience is leveraged on each and every customer project, including the industry-leading systems that SCS designs and manufactures. From conformal coating, dispensing and cure systems to ionic contamination test systems, SCS equipment is used in environments that range from university and research labs to high-volume production facilities. SCS' proactive approach to production and quality requirements—testing, validating, documenting and processing—enables customers and their advanced technologies to meet the most challenging industry specifications and quality requirements.



7645 Woodland Drive, Indianapolis, IN 46278 United States
TF 800.356.8260 | **P** 317.244.1200 | **W** scsequip.com